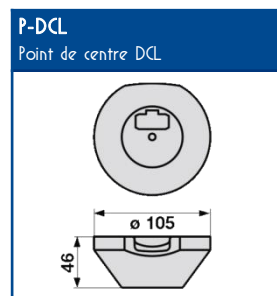
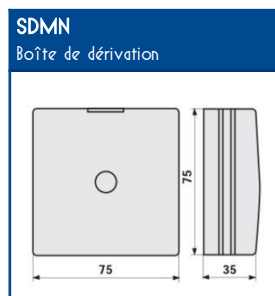
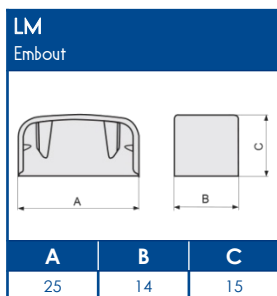
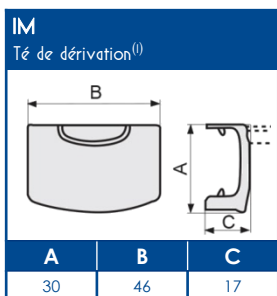
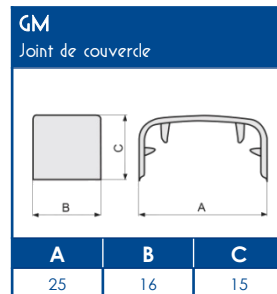
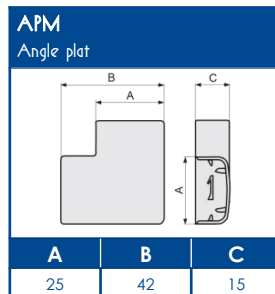
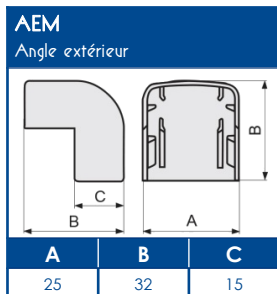
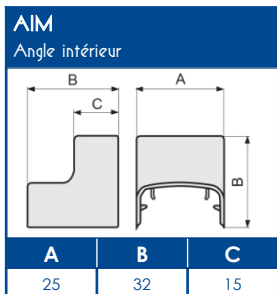


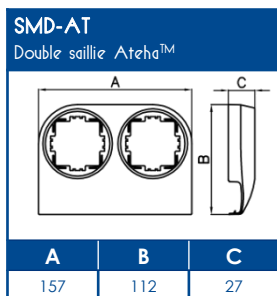
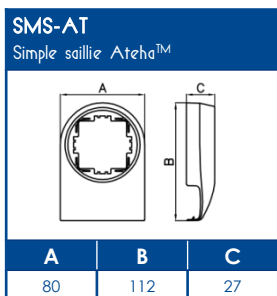
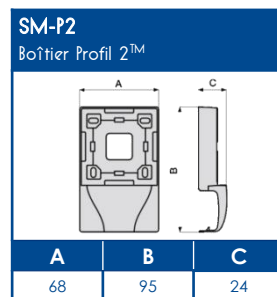
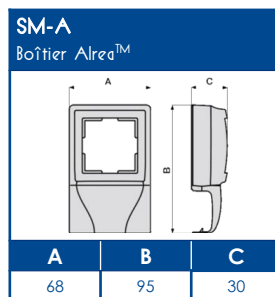
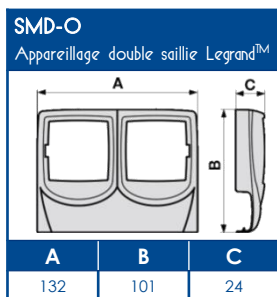
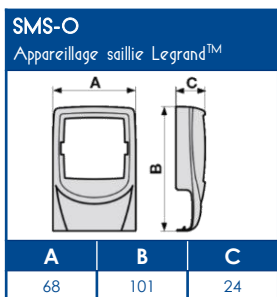
OPTIMA Moulures



SCHEMAS ET COTES (mm)



⁽¹⁾S'adapte sur les moulures TM 22 x 12.5 WO



COMPATIBILITE APPAREILLAGES

| | SCHNEIDER | LEGRAND | ARNOULD | HAGER |
|----------------|-----------|---------------|----------|--------|
| Boîtier Simple | SMS-AT | | | Ateha™ |
| Boîtier Double | SMD-AT | | | Ateha™ |
| Boîtier Simple | SMS-O | App. saillie™ | | |
| Boîtier Double | SMD-O | App. saillie™ | | |
| Boîtier Simple | SM-A | Alrea™ | | |
| Boîtier Simple | SM-P2 | | Profil2™ | |

* Appareillage saillie : ex OTEO

Expert en cheminement de l'énergie